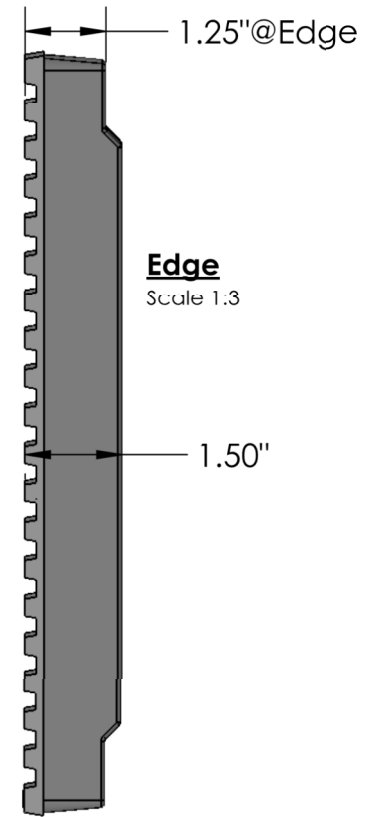
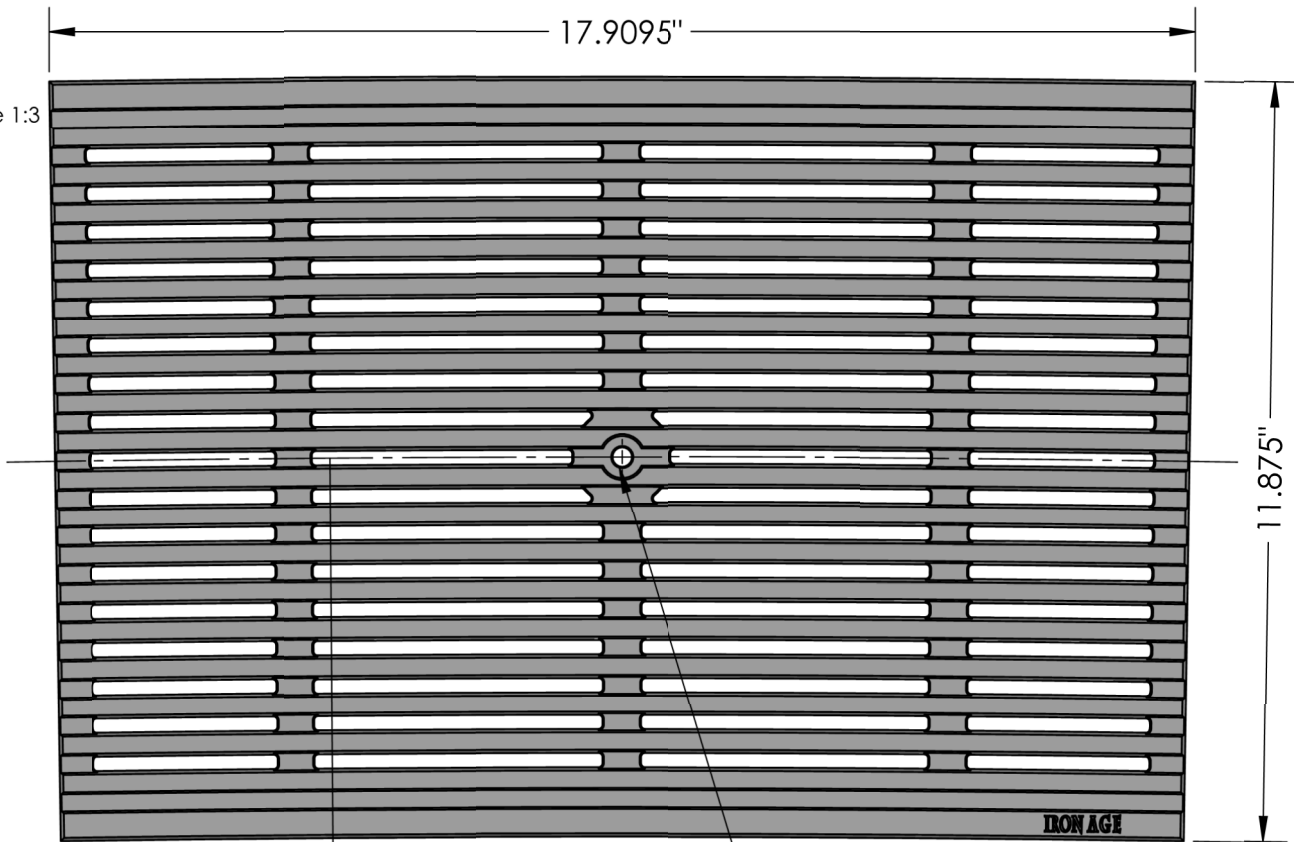


Top

Scale 1:3



Side

Scale 1:3



CLR49'-0"


(1x) .300"dia. opening for std bolt-down



Pattern Identifier


Bottom

Scale 1:10



Perspective

Scale 1:10



NOTES:

1. Material: Cast iron
2. Finish: Natural
3. Edge thickness: 1 1/4" Heavy-Duty
4. Fits frame by: Iron Age
5. Heelproof; Max opening 1/4"
6. Weight approx. 27lbs
7. Free Drain Area: 26% [54.8sq.in.]
8. Due to casting inconsistencies all dimensions are nominal

IRON AGE 2104 SW 152nd St #4 TEL 206.276.0925
 DESIGNS Burien, WA 98166 FAX 206.257.0318
 www.ironagedrains.com

Que 12" Heel-Proof, Heavy Duty Trench Grate, 49'-0" C.L.R.

Drawn by: JH
Date: 6/8/17
Scale: Not to Scale

DWG. NO. 01-QUE.12x49clr_HD_HP